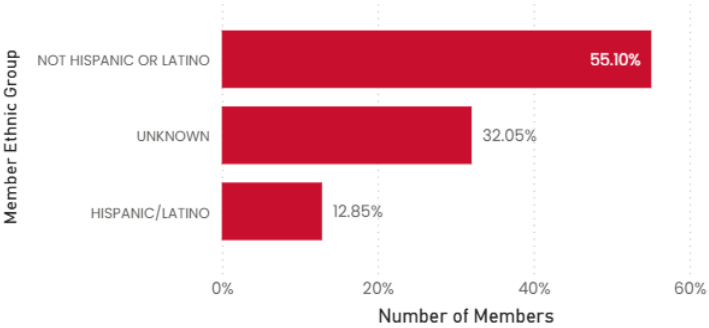


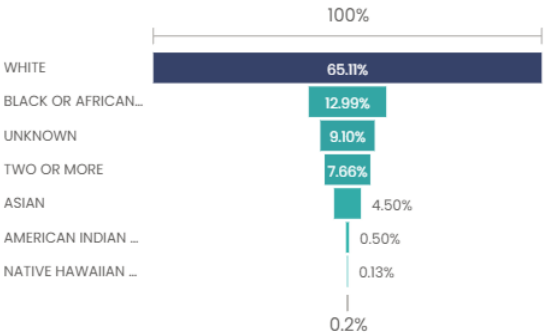


Total Members	Median Member Age	Average Member Age
37,655	17	22

Member Ethnic Group Distribution



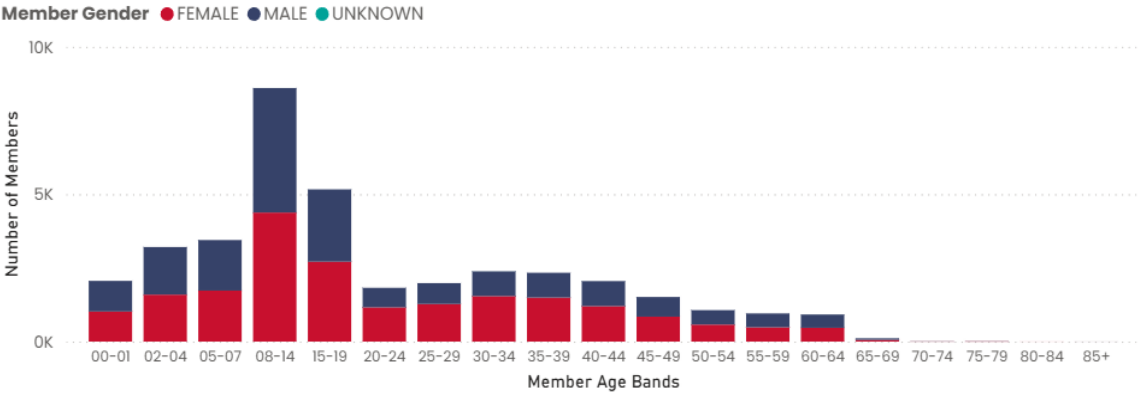
Member Race Distribution



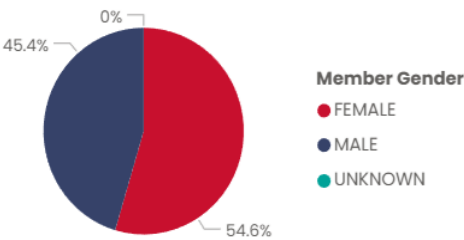
Top 10 Member Languages

Member Language	Total	% Total
ENGLISH	23,611	63.08%
SPANISH	10,847	28.98%
HMONG	2,298	6.14%
ARABIC	312	0.83%
CHINESE-MANDARIN	102	0.27%
UNKNOWN	85	0.23%
SOMALI	65	0.17%
RUSSIAN	41	0.11%
UKRAINIAN	37	0.10%
	32	0.09%

Member Age Distribution



Member Gender Distribution



Membership Dashboard

Purpose:	The purpose of this dashboard is to present membership data in a dynamic way that will help end users make data driven business decisions.
Function:	This dashboard offers visual representations of all the membership related KPIs based on MM15 (members as of the 15th of previous month) data. Additionally, users can customize their view by selecting specific metrics to display and compare, empowering them to gain deeper insights into membership trends and patterns. The interactive nature of the dashboard enables stakeholders to make informed decisions by seamlessly navigating through various layers of data granularity.

BadgerCare/Medicaid SSI current service area

Top 25 Counties

